PETROLMECCANICA

Doc. PMD6000BP mass CPTH02 200516.GB

LPG dispenser

LPG6000BP

with mass flow meter

DATA SHEET

International Organization for Standardization ISO 9001:2015

Certificazione del Sistema di Gestione Qualità

kiwa certified CERMET Organismo accreditato da ACCREDIA Body accredited by ACCREDIA SISTEMA DI GESTIONE CERTIFICATO



LANGUAGE: **ENG**

PM SERVICE srl

CF e P.IVA 03927210363
Capitale Sociale € 10.000,00 i.v.
Registro Imprese Modena n. 03927210363
REA CCIAA di Modena n. 429031

Sede legale
Via Finlandia, 70 - 41122 Modena, Italy
Sede operativa
Via Tolara di Sopra, 51 - 40064 Ozzano dell'Emilia (BO), Italy

+39 051 794611
info@petrolmeccanica.it
PEC pmservice@j2pec.it
PETROLMECCANICA.IT

a company of CEDEM
+39 059 316 4011
cedem@cedem.it
WWW.CEDEM.IT

LPG dispenser type "LPG6000BP" , commonly called "Flag type" , is designed with a vertical barrier and a ventilated separation grid between the processing area and the electronic devices area. Single or dual flow , one side view or two sides view. The dual flow version can be produced with one degassing unit , also called "system ODD".
The dispenser has been homologated for two different max flow rates (50 L/min. for normal vehicles or 80 L/min. for heavy duty vehicles , i.e. buses , trucks).

METER -Type LPGMass DN 15 , directly connected to the calculator via RS485 MODBUS protocol. It can be configured to measure volume or mass. The standard version is programmed in centiliters , then the conversion in US gallon or Imperial gallon can be also obtained by means of the software parameters of the electronic calculator.

DIFFERENTIAL VALVE - Piston type in a ground cylinder. A filling pressure gauge is directly fitted on the valve body. The valve balances the pressure in the meter ,damping the water hammer.It stops the filling in case of pressure lower than the vapour phase pressure or if the vapour return pipeline is closed.

DEGASSING MONOBLOCK - composed by the following elements:
- Stainless steel filter 200 mesh (available finer filtration rating)
- Inlet check valve increases the safety and improves the separation efficiency
- Outlet check valve (mandatory by Legal metrology to prevent the backflow of the LPG) equipped with a special backpressure valve to prevent liquid traps in case of overpressure.
- Removable flanged degassing body ,easy maintenance and total inspection (capacity 2 litres)
- Overpressure valve ($\triangle$p filling /vapour pressure : 11 bar) , redirects the flow back to the vapour pipeline
- Vapour pressure gauge directly fitted on the degassing unit
- The standard dual flow dispenser is produced with a system called "ODD" , i.e. with one degassing unit and it shall be connected with one pumping unit.

SOLENOID VALVE –double coil solenoid valve,electrically supplied by the electronic calculator.It slows-down and stops accurately the liquid to an amount or volume preselected by the keyboard or by a self-service device.This is not a servo-controlled valve,it means can operate also with a $\triangle$p equal to zero bar.

STAINLESS STEEL BALL VALVE – Useful for service to minimize LPG losses between meter and degassing unit in case of maintenance.

PRESSURE GAUGES – all the pressure gauges are filled with glycerine to damp pulsations for an easy reading of the values.They are fitted on the internal components to reduce the risks of leakages and to extend their lifetime.

PULL-AWAY VALVE – Type ARK19,reconnectable hose pull-away valve (in conformity with EN14678-1).

DELIVERY HOSE – suitable for LPG,reinforced with two high resistence wire braiding (in conformity with EN1762-1).

DELIVERY NOZZLE - Available in several models,in accordance with National Standards for the LPG vehicles (DISH-connector , bayonet or threaded connector).

FRAME – Flag type with upper housing containing CPU,display,electric terminals,buttons and keyboard.Design with vertical vapour barrier to separate the stand and the lower hydraulic frame.The removable lower panels are equipped with locks allowing the service inspection.Natural ventilation in the bottom. The stand , made in galvanized steel is covered by anodized aluminium panels. The nozzle boot is positionned in the stand. Panels can be painted with special colors on demand.

ELECTRONIC CALCULATOR - CPTH02 with serial interface type RS485 or RS422 for remote connections,compatible with protocols DART,Nuovo Pignone,IFSF-LON or Two wire Gilbarco.Equipped with LED back-lit display.Diagnostic system to detect errors or malfunctions. Totals and price change can be performed by means of a proper keyboard or by the remote controller.

DISPLAY – three 6-digits H1" LCD displays backlit, to visualize unit price , volume and total amount. By means of the display can be also visualized error codes , diagnostic state and programming parameters during the setup operation.

KEYBOARD – alphanumeric 12 keys or 4 keys model to enter any input to the electronic calculator. (i.e. preselection of amount or volume , change of the unit price , totals query , setup , electronic meter's calibration and programming of parameters)

ELECTRIC TERMINAL BOXES - All the electric boxes installed in ZONE 1 are selected for suitable Group and category in conformity with ATEX Certificate.

Main hydraulic components (example of a dual flow dispenser with "ODD SYSTEM")

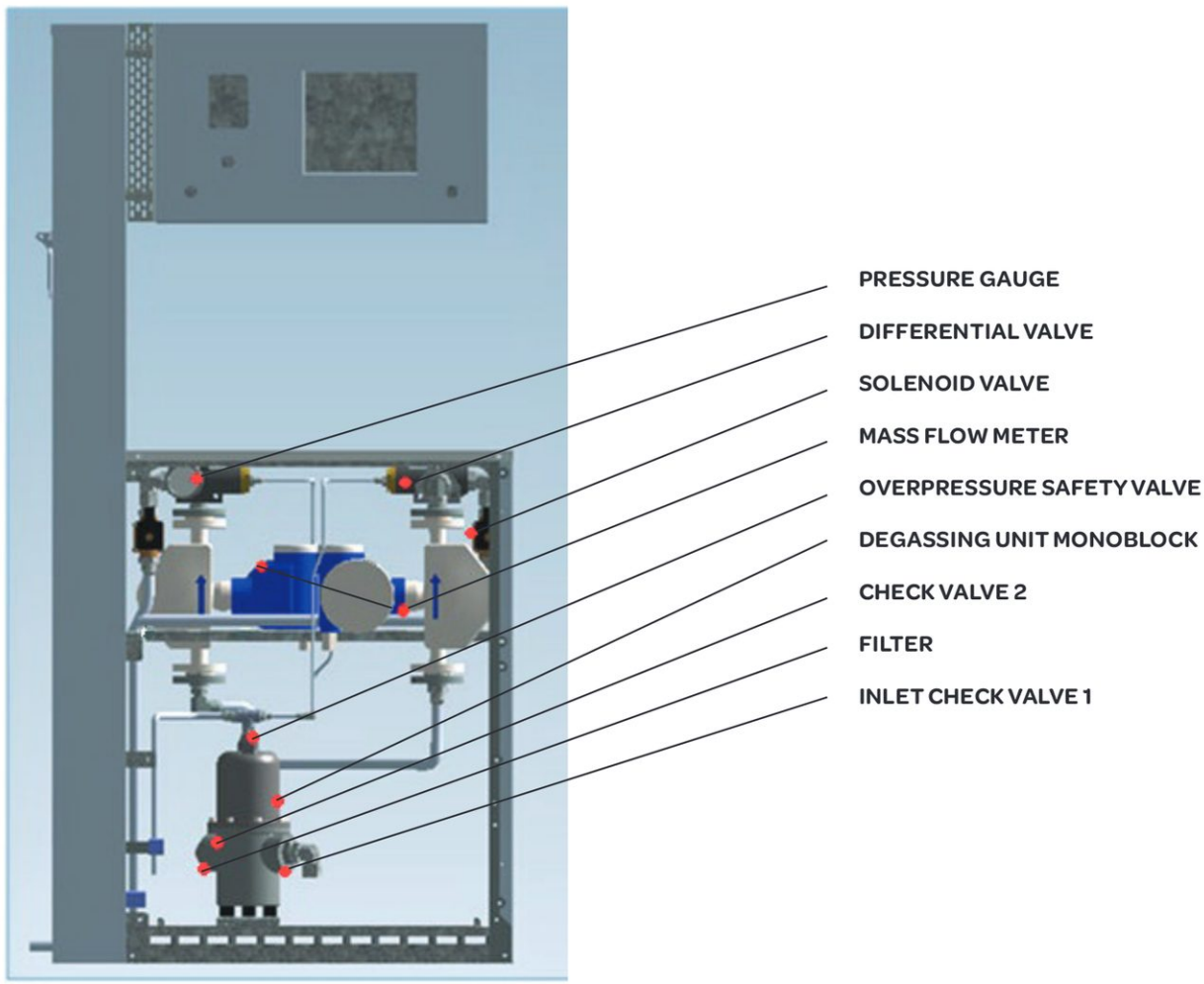

Reconnectable hose pull-away valve ark 19



CPU container with back-lit display keyboard , locks , start/stop button



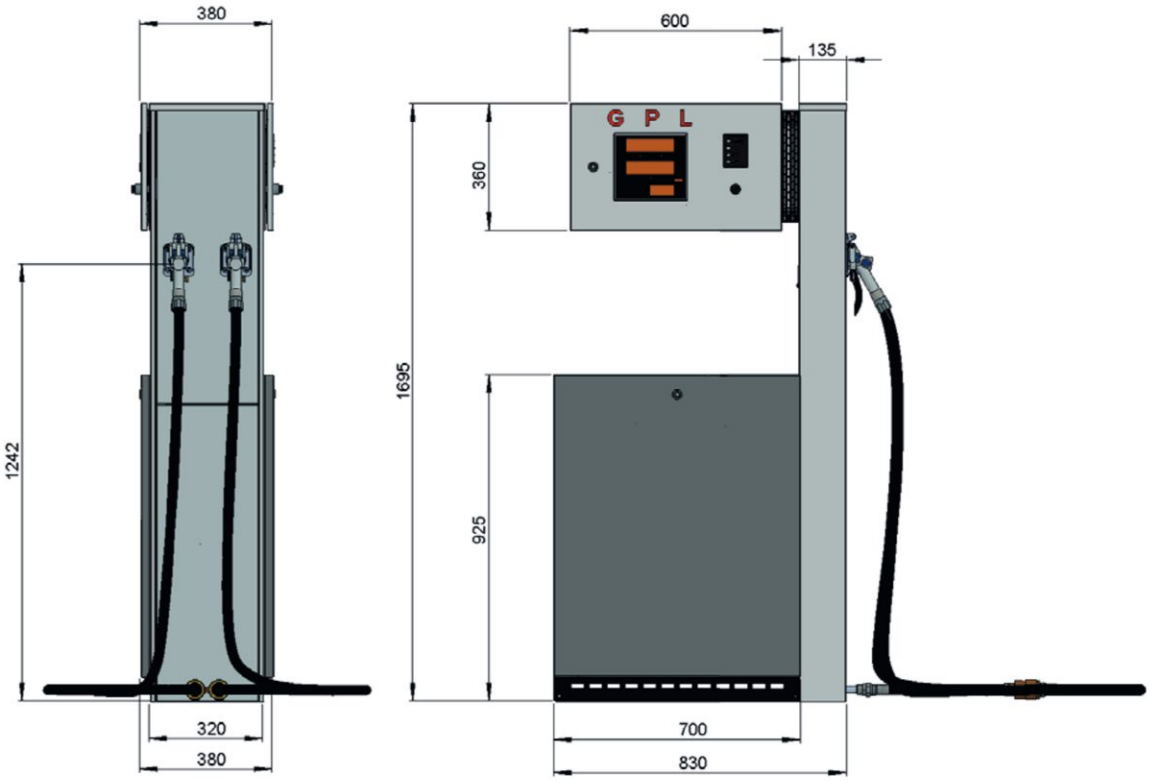

TECHNICAL FEATURES

ELECTRIC SUPPLY : 230 Vac ± 10%
FREQUENCY: 50/60 Hz
POWER: < 150 VA
WEIGHT WITH STD PACKAGE : Single 115 kg. / Dual with ODD system 132 kg.
FLOW RATE: Q_{min} - Q_{max} 5 - 50 L/min o 8 – 80 L/min
DESIGN PRESSURE: 25 bar
MAX OPERATING PRESSURE: 18 bar ((recommended to achieve the best performance and a long life of the components).
AMBIENT TEMPERATURE: -25C° + 55C° from MID Certificate , ATEX Temperature : STD
ACCURACY CLASS: 1,0
ENVIRONMENT CLASSES: M1 / E1

EU DIRECTIVES PRODUCT TYPE CERTIFICATIONS

ATEX UE DIRECTIVE:	FTZ ATEX 10 185X Category EX II 2G IIA T3
MID UE DIRECTIVE :	T10107

EU DIRECTIVES PRODUCTION QUALITY CERTIFICATIONS

ATEX UE DIRECTIVE ANNEX IV and VII:	FTZ 13 ATEX Q 010
MID UE DIRECTIVE Module D:	CE089

Petrolmeccanica reserves the right to modify at any time without notice the informations contained in this brochure.The above informations are not binding for Petrolmeccanica.The selling contract shall be considered the document valid to claim any difformity of the goods.